

GENDER AUDIT OF
Rayat Shikshan Sanstha's
R. B. Narayanrao Borawake College, Shrirampur
Dist. Ahmednagar
2012-13 TO 2016-17



Dr. Ganesh Lokhande

Principal Investigator

Gender Audit

R. B. Narayanrao Borawake College, Shrirampur

Dist. Ahmednagar

**GENDER AUDIT OF R.B. NARAYANRAO BORAWAKE
COLLEGE, SHRIRAMPUR**

TABLE OF CONTENTS

Sr. No.	Contents	Page No.
	Acknowledgement	3
1	Introduction	4-5
2	objectives of the Gender Audit	6
3	Gender Sensitive Features in R.B.Narayanrao Borawake College, Shrirampur	7-17
4	Gender Balance Among the Students	18-30
5	Conclusions	30

ACKNOWLEDGEMENT

I offer my deepest gratitude to the authority of Rayat Shikshan Sanstha Satara especially, the Chairman, Hon. Dr. Anil Patil, and the Secretary, Hon. Prin. Dr. Bhausahab Karale for their constant encouragement and support.

Special vote of thanks to be extended to Hon. Prin. Dr. Kundlik Shinde for his decision of conducting Gender Audit of R. B. Narayanrao Borawake College, Shrirampur Thanks him for entrusting my potential for gender audit.

I express my warm thanks to Dr. Pravin Badadhe, Dr. Sunil Cholake, Prof. Ashok Mahure, Dr. Angad Mohite, Dr. Pandurang Andhare, Prof. Usha Adhav, Dr. Ujawala Bhor, Prof. Subhash Randhir, Prof. Ramdas Barve, Dr. Seema Chavan, Prof. Surekha Lagad, Prof. Sonali Hardas, Prof. Smt. Rupali Murade and all my colleagues for their meticulous assistance to complete the Gender Audit.

Thanks are due to the office staff of R. B. Narayanrao Borawake College, Shrirampur for data collection.

Dr. Ganesh Lokhande

(Principal Investigator)

R. B. Narayanrao Borawake College,
Shrirampur

1. INTRODUCTION

Introduction

The Rayat Shikshan Sanstha, Satara is a premier educational institution acknowledged globally for its variety of impetus. It has invited attention of international educational fraternity towards its recognition as the biggest educational institution in Asia both in quality and quantity parameters. The institution itself is regarded as a noble mission, a noble cause, so earnestly and so endearingly pursued by its founder- father Late Padmabhushan Dr. Karmaveer Bhaurao Patil, the educator of the educators and his legendary wife Sou. Laxmibai Patil with her exemplary sacrifices made to turn the mission into a reality. Dr. Karmaveer Bhaurao Patil had an incisive understanding of the social ills that beset his times and fully realized the dire need of the spread of education. He believed that education alone could correct the social ills such as caste-hierarchy, money-lending, illiteracy, untouchability, superstitions and social and economic inequality. It is this firm belief which eventually actualized the establishment of the Rayat Shikshan Sanstha by opening a Boarding House at Kale, Tal-Karad, Dist-Satara in 1919. The value of its contribution to education in general is enormously great as it has, from the very beginning, tried all its best to lay emphasis on the education of the down-trodden, the poor and the ignorant who really form the major bulk of the society.

Today, Sanstha runs 42 Colleges, 438 secondary schools, 8 training colleges, 42 primary schools (English medium-20), 31 pre-primary schools (English medium- 18), 80 cosmopolitan hostels, 7 administrative offices, 8 Ashramshalas, and 57 ancillary Branches. It has spread in 15 districts of Maharashtra and 1 district of Karnataka with 14627 (female 3717) employees belonging to 170 castes and

communities and 4 lakh 54 thousand 165 students. The statistics speak of the phenomenal progress and achievement of the Rayat Shikshan Sanstha as dreamt by the Karmaveer.

R. B. Narayanrao Borawake College, Shrirampur is the one of the leading educational institute was established in 15th June 1960 as a branch of Rayat Shikshan Sanstha Satara. It is a rural college, situated in the Shrirampur, in Shrirampur taluka of Ahmednagar district in Maharashtra State. The college has attractive campus spread over area of 42.17 acres of land

In the vicinity of Shrirampur town. It provides quality higher education in Arts and Science streams at graduate, post graduate and research level. College runs 16 UG, 15 PG and 03 research programs and also 22 different short term courses, 03 UGC career oriented courses and 04 skill based courses.

The college is permanently affiliated to Savitribai Phule Pune University, Pune (Formerly known as University of Pune, Pune) and is approved under section 2(f) and 12(b) of the University Grants commission (UGC) act. The college was awarded **Best College Awards** by SP Pune University, Pune for the year 2008, **Rayat Mauli Awards** of Rayat Shikshan Sanstha in 2007-08, **Karmaveer Award** of Rayat Shikshan Sanstha, in 2012-13, **Best principal award** of SP Pune University in the 2008, **DST-FIST sponsored college, ISO-9001-2015 certified college**. College reaccredited 'A' grade by NAAC with CGPA 3.22 in 2012.

Vision:

- Self-reliant, self-sufficing and self-respecting education for society facing reformation.
- Education for the youth advancing towards the world leader nation-India.
- Education for all to eradicate all social ills.

Mission:

- To provide the dignity of labour and make arrangements of providing the education against the labour.
- To aim at all round personality development of the students through co-curricular and extra-curricular activities in association with various social and cultural organizations.
- To provide a platform to the students by giving them an opportunity to face the challenges of the competitive world, with utmost utilization of their potential in academic programmes, sports and other events.
- To inculcate values like social equality, justice, fraternity and self-help among the students.
- To provide education to build classless and castless society.

➤ The Gender Audit has the following objectives:

- To find out the areas where gender balance exists and the factors behind the gender balance.
- To establish good gender balance in decision-making processes in all areas of the college activities.
- To suggest measures for bridging the gender gap.
- To Foster gender equality in all aspects of college community.
- To see the work and capacity for prevention of sexual harassment at the college

2. GENDER SENSITIVE FEATURES IN R. B. NARAYANRAO BORAWAKE COLLEGE

Gender sensitive features are carefully observed in every corner of the college system. By forming various committees like Anti-ragging, Internal Complaints, and Sexual Harassment Prevention, and providing adequate facilities to girls, gender equality is kept upright in the college.

Girls' Hostel:

Considering the qualitative performance of the college, the students from remote places in Maharashtra demanded the special facility for girls. As per their demand, the college provided Girls Hostel. The first building of Girls Hostel named Laximibai Bhaurao Patil was established in 1992 having 36 students in-take capacity. Every room has 3 beds. The new building of Girls Hostel named Shardabai Govindrao Pawar was established in 1999 having 128 in-take capacities. The third hostel for girls is named as Sushilabai Appasaheb Patil was established in 2008 having 128 in-take capacities.

For the safety and security of the girls, care has been taken by the management. There is a weekly visit of the doctor. Girls are provided with separate study hall, an auditorium, and indoor-outdoor games etc.

There are various programmes in hostel for girls like Health Camp, Picnic, Trekking, Welcome Function and Entertainment.

❖ Earn and Learn Scheme:

The college enthusiastically provides student oriented schemes for their upliftment and empowerment. "The Earn and Learn Scheme" was started from

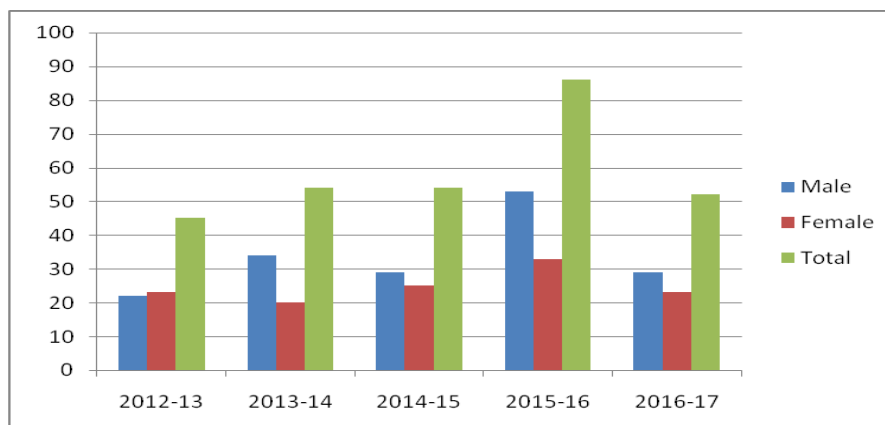
1960-61, keeping gender equality in view. The students are selected on the basis of economic poverty and their needs. The selection is made through proper procedure- inviting applications- scrutinizing them – and interview. The payment is given as per clock hour basis.

➤ **Table No. 1. Year wise enrolled candidates in Earn and Learn Scheme**

Sr. No.	Year	Male	Female	Total	Percentage	
					% M	% F
1	2012-13	22	23	45	48.89	51.11
2	2013-14	34	20	54	62.97	37.03
3	2014-15	29	25	54	53.70	46.30
4	2015-16	53	33	86	61.62	38.38
5	2016-17	29	23	52	55.78	44.22

The above table no 1. indicates year wise enrolled candidates in Earn and Learn Scheme from academic years 2012-13 to 2016-17. Also the table shows year wise gender classification and percentage of students.

➤ **Graph: Year wise enrolled candidates in Earn and Learn Scheme**



The bar graph shows gender classifications in the Earn and Learn Scheme.

Table No. 2. Category wise Analysis of Earn and Learn Scheme

Year	OPEN			OBC			SC			ST			Total	
	M	F	Total	M	F	Total	M	F	Total	M	F	Total	M	F
2012-13	09	10	19	02	07	09	09	06	15	02	00	02	22	23
2013-14	09	05	14	05	10	15	16	05	21	04	00	04	34	20
2014-15	04	07	11	08	10	18	12	06	18	05	02	07	29	25
2015-16	15	15	30	17	13	30	14	04	18	07	01	08	53	33
2016-17	07	12	19	11	09	20	06	02	08	05	00	05	29	23

The above table no 2.indicates category wise analysis of enrolled candidates in Earn and Learn Scheme from academic years 2012-13 to 2016-17.

Facilities for Girls:

R. B. Narayanrao Borawake College is always flourished with students. To avoid rush and other mishaps, separate provisions are made at various places for girls.

I. Separate Entrance:

The separate entrance avoids chaotic situation. It is one of the safety measurements for girls.

II. Parking Facilities:

A well observed parking of two-wheelers for girls is one of the disciplines in this college.

III. Study Room:

Independent study room in the library always leads to the excellent performance of girls.

IV. Separate Book-giving Centre:

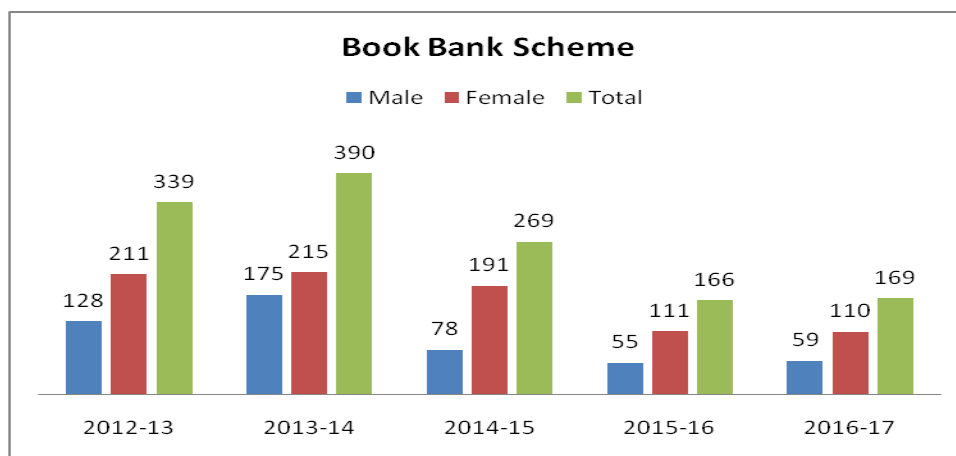
The separate book-giving centre marks a discipline.

➤ **Table No. 3. Book Bank Scheme for all Students**

Sr. No.	Year	Male	Female	Total	% Male	% Female
1	2012-13	128	211	339	37.76	62.24
2	2013-14	175	215	390	44.88	55.12
3	2014-15	78	191	269	29.00	70.00
4	2015-16	55	111	166	33.13	66.87
5	2016-17	59	110	169	34.91	65.09

The above table no 3.indicates year wise analysis of benefited candidates in Book Bank Scheme from academic years 2012-13 to 2016-17.

➤ **Graph: Book Bank Scheme for all Students**



The bar graph shows gender classifications in the Book Bank Scheme.

V. Stair Case:

The college has separate stair case for girls contributing to disciplined management.

VI. Ladies Room:

Provision is made for girls resting mode in Ladies Room. There is an adequate place and silence kept for girls to study. A notice board is also placed in Ladies Room.

VII. Girls Washroom:

At four different places girls washrooms are situated in the college with ample supply of water and regular cleaning.

VIII. Drinking Water:

Two places separate water coolers and water purifiers are placed for girls.

IX. Canteen:

In canteen, a separate section is kept for girls convenience. They have a space to enjoy their food and canteen food.

X. Vachan Katta:

Separate Vachan Katta for girl's student.

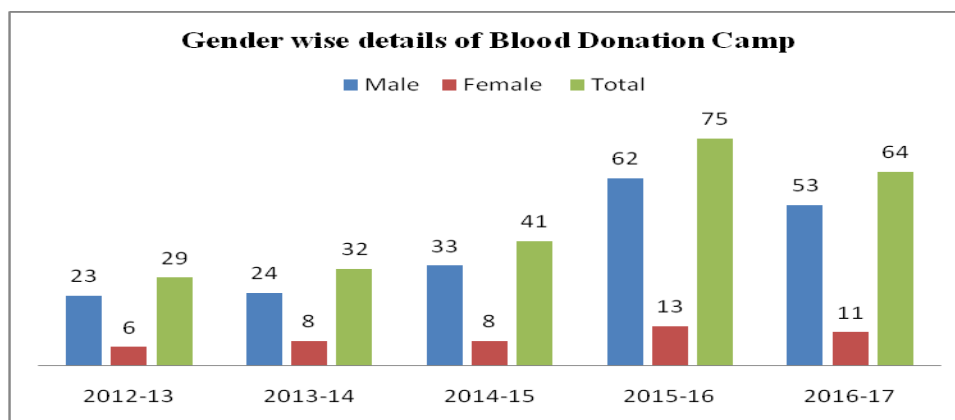
❖ Health Camp for Ladies:

➤ Table No. 4. Gender wise details of Blood Donation Camp

Sr. No	Year	Date	M	F	Total	% Male	%Female
1	2012-13	13 th Sept.	23	6	29	79.31	20.69
		12 th Dec.	22	3	25	88.00	12.00
2	2013-14	24 th Sept.	24	8	32	75.00	25.00
3	2014-15	16 th Sept	33	8	41	80.49	19.51
4	2015-16	12 th Dec.	62	13	75	82.67	17.33
5	2016-17	10 th Sept.	53	11	64	62.81	17.19

The table no 4.indicates year wise analysis of participated candidates in Blood Donation Camp from academic years 2012-13 to 2016-17.

➤ **Graph: Gender wise details of Blood Donation Camp**



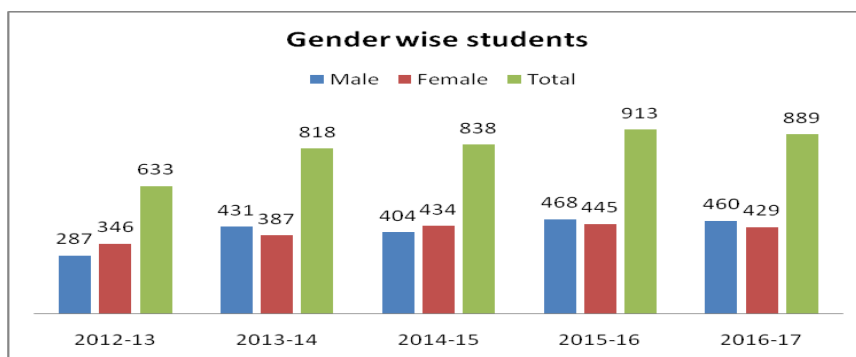
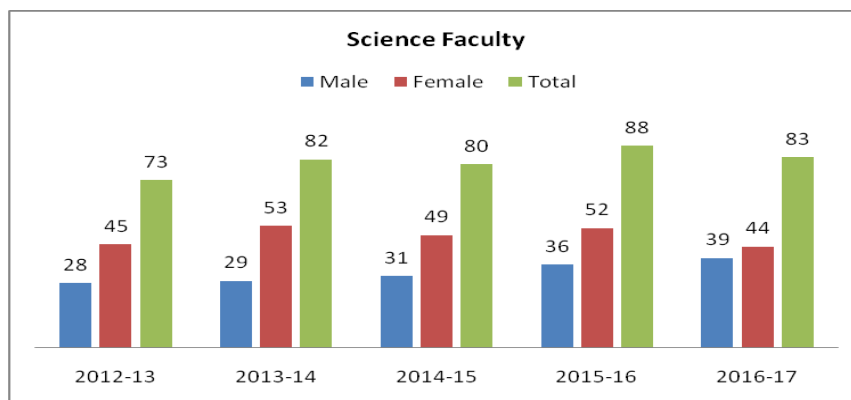
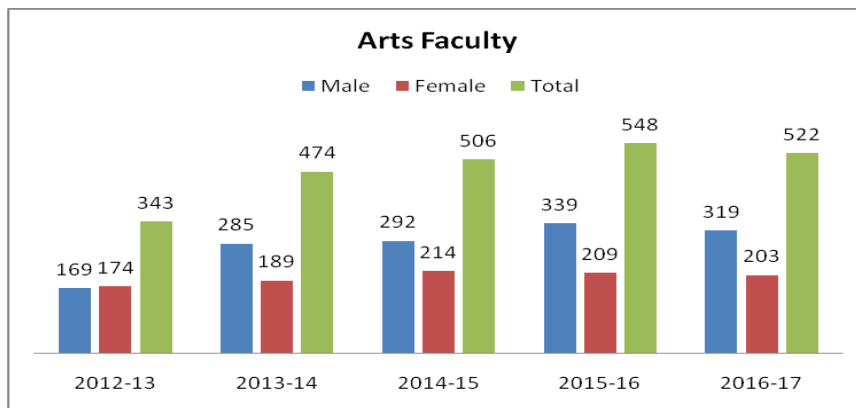
The bar graph shows gender classifications in the Blood Donation Camp.

➤ **Table No. 5. Medical Checkup (HB) record of Gender wise students**

Year	FYBA		FY B.Sc.		FY BCS		Total				
	M	F	M	F	M	F	M	F	T	%M	%F
2012-13	169	174	90	127	28	45	287	346	633	45.33	54.67
2013-14	285	189	117	145	29	53	431	387	818	52.69	47.31
2014-15	292	214	81	171	31	49	404	434	838	48.21	51.79
2015-16	339	209	93	184	36	52	468	445	913	51.26	48.74
2016-17	319	203	102	182	39	44	460	429	889	51.74	48.26

The above table no 5.indicates year wise analysis of benefited candidates in Medical Checkup (HB) from academic years 2012-13 to 2016-17. Every year, the Health Camp is organized for all students of first year. In every camp all girl students Blood Group, Hemoglobin and Blood Pressure was checked.

➤ **Graph: Gender wise details of Medical Checkup (HB) record**



The bar graph shows gender classifications in the Medical Checkup (HB).

❖ **Jagar Janivancha Abhiyan:**

As per Government Resolution No.2012/296/12/9 dated 23/10/2012, the college participated in “Jagar Janivancha Abhiyan”. The college implemented various activities for the empowerment of women. The college always seeks the gender equality.

❖ **Anti-Ragging Committee and Discipline:-**

As the college forms a constituent part of the Savitribai Phule Pune University, Pune, some of its responsibilities are shared and covered by joint arrangements. The college displayed its regulations on flex board in the college campus. Ragging is a criminal offence and UGC has notified Regulations on curbing the menace of ragging in highly educational institutions in order to prohibit, prevent and eliminate the scourge of ragging. The college forms Anti-Ragging and Discipline Committee.

➤ **Table No.6. Number of gender sensitization Programmes organized**

Sr. No.	Title of the Programme	Date	No. of Participants
1.	Special camp on personality development for girl students	29-12-2012	65
2.	Workshop on Nirbhaya Kanya Abhiyan	08-01-2013	50
3	Special camp on personality development for girl students	22-01-2014	162
4	Camp on personality development for girl students	19-09-2014	158
5	Special camp on personality development for girl students	11-02-2015	236
6	Workshop on Nirbhaya Kanya Abhiyan	12-02-2015	138
7	District Level camp on Nirbhaya Kanya	13-02-2015	148
8	Personality development camp for girl student	12-02-2016	131
9	Nirbhaya Kanya Abhiyan (Self defense training and Practical)	25-09-2016	121
10	Work shop on Pre-marriage counseling for girls	25-12-2016	179
11	Personality development camp for girl student	20-01-2017	137
12	Nirbhaya Kanya Abhiyan (Personality development)	21-01-2017	121
13	Nirbhaya Kanya Abhiyan (Save girl child)	21-01-2017	200

➤ **Table No. 7. Various activities for girl students.**

Every year under students welfare scheme we conduct Nirbhay Kanya Abhiyan, personality development programme in our college. The following functions were organized in the college for girls as per the table.

Sr. No.	Name of Seminar/ Conference	Sponsored By	Period	Type
1	Nirbhaya Kanya Abhiyan	Board of Student Welfare, SPPU, Pune	21 Jan. 2017	College Level
2	Personality Development Camp For Girl Students	Board of Student Welfare, SPPU, Pune	20 Jan. 2017	College Level
3	Training Programme on Disaster Management	Board of Student Welfare, SPPU, Pune	15 th & 16 th Feb. 2016	District Level
4	Personality Development Camp For Girl Students	Board of Student Welfare, SPPU, Pune	12 th Feb. 2016	College Level
4	Special Guidance For Students	Board of Student Welfare, SPPU, Pune	25/12 /2015 to 13/02/2016	College Level
5	Workshop On Pre-marriage Counseling for Girls	Board of Student Welfare, SPPU, Pune	15 th Dec, 2015	District Level
6	Workshop On Nirbhaya Kanya	Board of Student Welfare, SPPU, Pune	13 th Feb. 2015	District Level
7	District Level Camp on Personality Development For Students	Board of Student Welfare, SPPU, Pune	2 nd Feb. 2015	District Level
8	Special Camp on Personality Development For Girl Students	Board of Student Welfare, SPPU, Pune	19 th Sept. 2014	District Level
9	Personality Development Camp For Girl Students	Board of Student Welfare, SPPU, Pune	22 Jan. 2014	District Level
10	Workshop On Nirbhaya Kanya	Board of Student Welfare, SPPU, Pune	2013	District Level
11	Special Camp on Personality Development For Girl Students	Board of Student Welfare, SPPU, Pune	2012	District Level

❖ **NCC for Girls:-**

The NCC unit for girls provides a suitable environment for taking up a career in the armed forces. The girls are trained and motivated for leadership in all walks of life. They are made to serve the nation. Unity and discipline always runs through the veins of girls. Apart from regular parades and camps, cadets participated in social activities like Blood Donation Camp, AIDS Rally, Blood Donation Rally, Common Tree Plantation and Pulse Polio Campaign.

Some adventurous activities are also organized by NCC Battalion of the college, like Mini Treks- Cycle Expedition, Water Activities, Rope Climbing, Rock Climbing in order to develop team spirit and confidence among the cadets.

➤ **Table No. 8. Gender Difference in enrollment as NCC Cadets**

NCC (Boys Unit)

NCC (Girls Unit)

Sr. No.	Year	Approved strength	Enrolled	Sr. No.	Year	Capacity	Enrolled
1	2012-2013	54	54	1	2012-2013	54	53
2	2013-2014	54	44	2	2013-2014	54	47
3	2014-2015	54	36	3	2014-2015	54	36
4	2015-2016	54	53	4	2015-2016	54	54
5	2016-2017	54	54	5	2016-2017	54	53

The above table no 8. indicates year wise gender analysis of enrolled candidates as NCC in the college from academic years 2012-13 to 2016-17.

➤ **Graph: Gender Difference in enrollment as NCC Cadets**

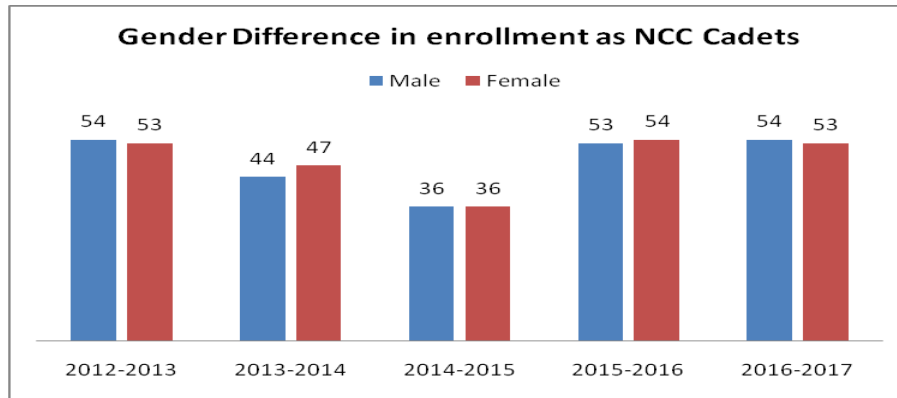
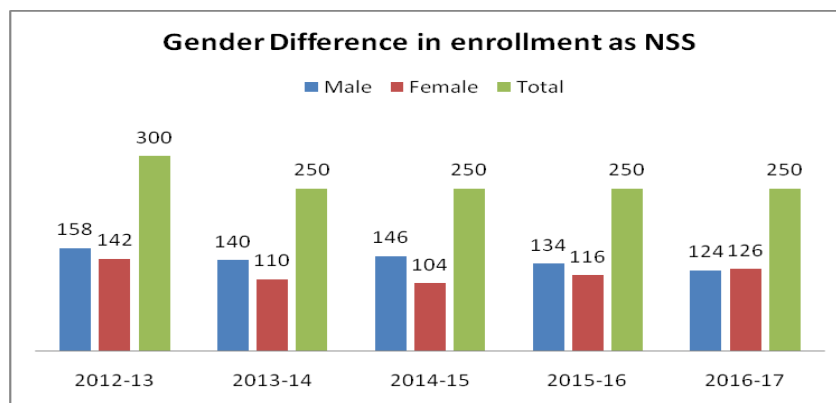


Table No. 9. Gender Difference in enrollment as NSS Volunteers

Year	M	F	%M	%F	Total
2012-13	158	142	52.67	47.33	300
2013-14	140	110	56.00	44.00	250
2014-15	146	104	58.4	41.6	250
2015-16	134	116	53.6	46.4	250
2016-17	124	126	49.6	50.4	250

The above table no 9.indicates year wise gender analysis of enrolled candidates as NSS volunteers in the college from academic years 2012-13 to 2016-17.

➤ **Graph : Gender wise details of Blood Donation Camp**



The bar graph shows gender classifications of enrolled candidates in NSS.

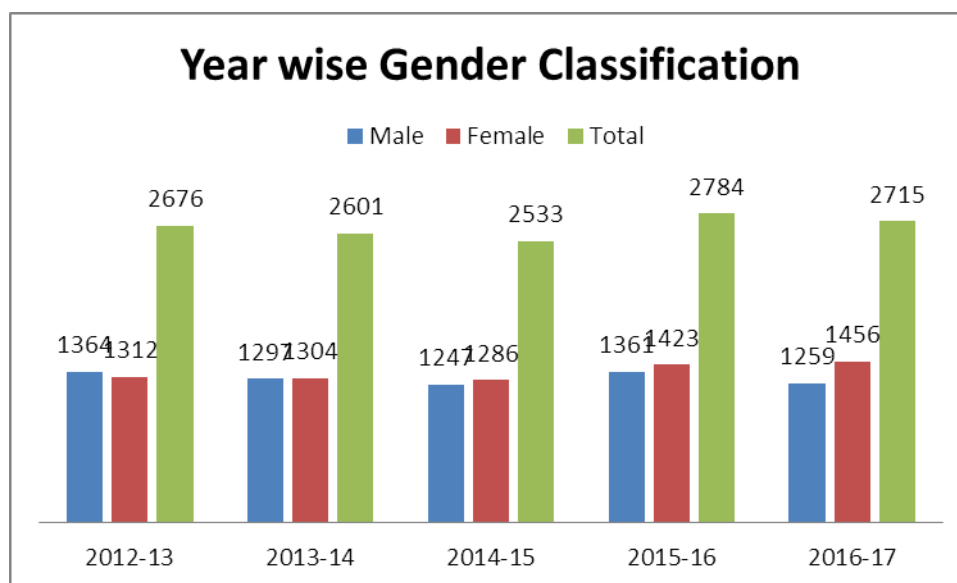
3. GENDER BALANCE IN ENROLLEMENT AT GRADUATION LEVEL

➤ **Table No.10. Year wise Gender Classification**

Year	M	F	Total	%M	%F
2012-13	1364	1312	2676	51.35	48.65
2013-14	1297	1304	2601	49.87	50.13
2014-15	1247	1286	2533	49.23	52.77
2015-16	1361	1423	2784	48.89	51.11
2016-17	1259	1456	2715	46.37	53.63

The above table no 10.indicates year wise analysis of enrolled candidates in college from academic years 2012-13 to 2016-17.

➤ **Graph: Year wise Gender Classification**

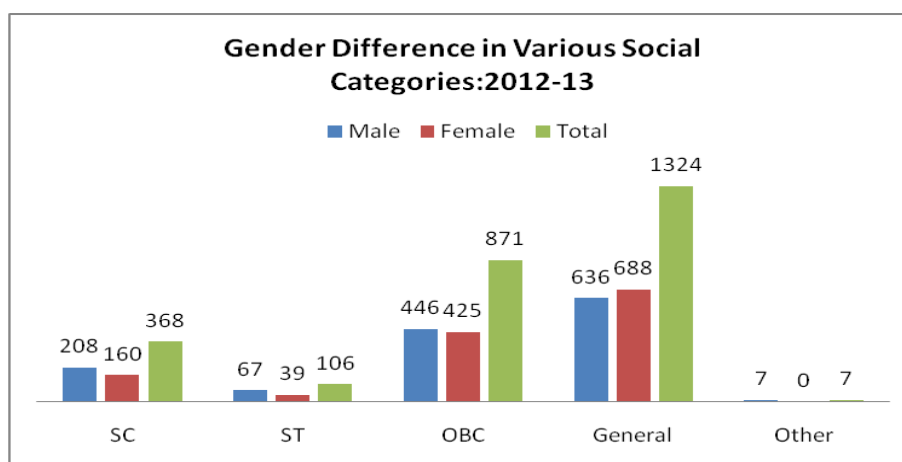


The bar graph shows gender classifications of enrolled candidates in the college.

Table No. 11. Gender Difference in Various Social Categories: 2012-2017

Academic Year - 2012-13

Sr. No.	Category	M	F	Total	%M	%F
1	SC	208	160	368	56.52	43.47
2	ST	67	39	106	63.20	36.79
3	OBC	446	425	871	51.20	48.79
4	General	636	688	1324	48.03	51.96
5	Other	07	00	07	100.00	00
TOTAL		1364	1312	2676	50.97	49.02

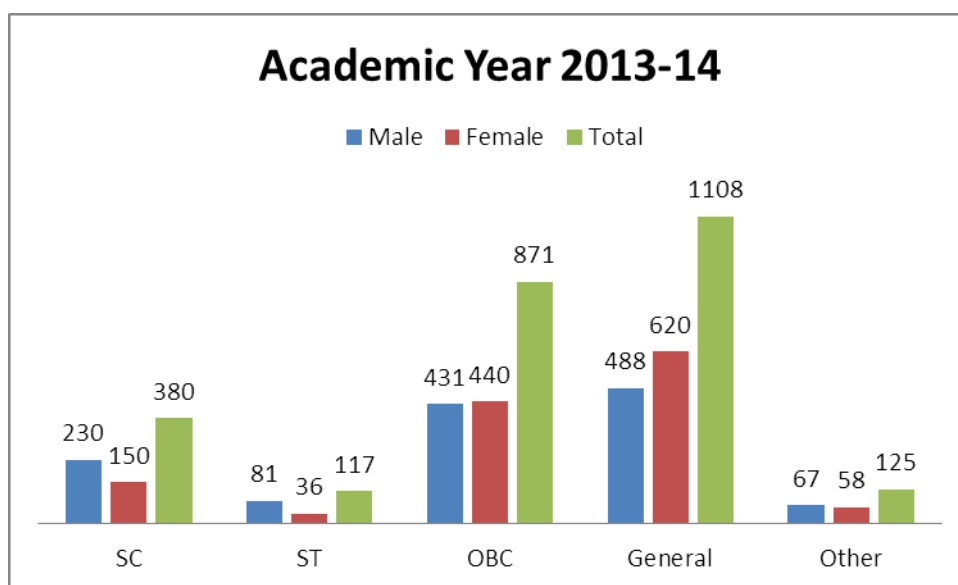


The above table shows the information regarding the percentage of admissions of male and female students in the college, having various categories in the academic year 2012-13. The number of female students in general category is highest than others.

Academic Year- 2013-14

Sr. No.	Category	M	F	Total	%M	%F
1	SC	230	150	380	60.52	39.47
2	ST	81	36	117	69.23	30.76
3	OBC	431	440	871	49.48	47.07
4	General	488	620	1108	44.04	55.96
5	Other	67	58	125	53.60	46.40
TOTAL		1297	1304	2601	49.87	50.13

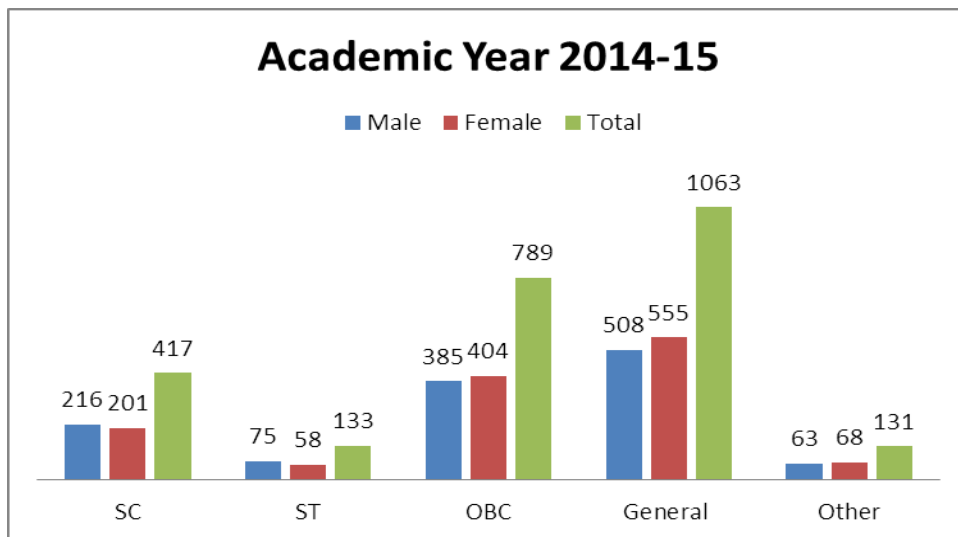
The above table shows the information regarding the percentage of admissions of male and female students in the college, having various categories in the academic year 2013-14. The number of female students in general category is highest than others.



Academic Year-2014-15

Sr. No.	Category	M	F	Total	%M	%F
1	SC	216	201	417	51.80	48.20
2	ST	75	58	133	56.39	43.60
3	OBC	385	404	789	48.80	51.20
4	General	508	555	1063	47.79	52.21
5	Other	63	68	131	48.09	51.90
TOTAL		1247	1286	2533	48.23	50.77

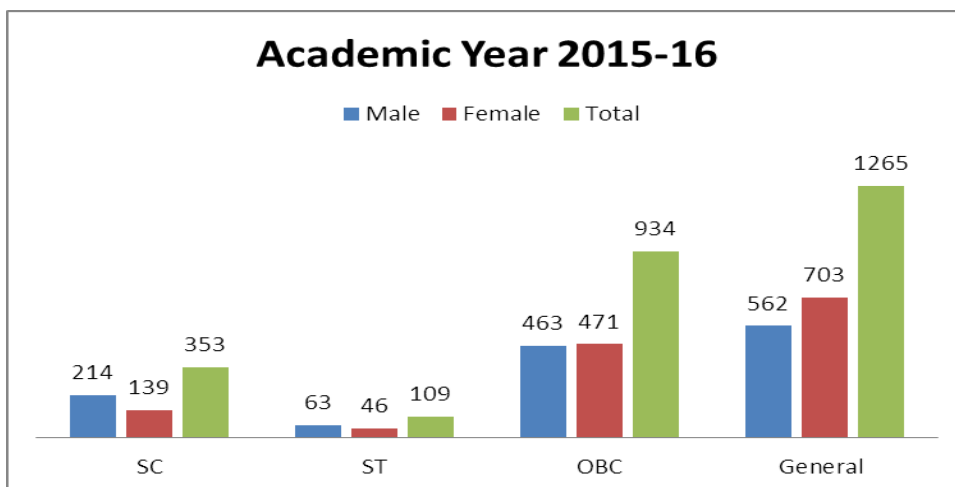
The table shows the information regarding the percentage of admissions of male and female students in the college, having various categories in the academic year 2014-15. The number of female students in general category is highest than others. As compare to male category the female category is greater than male.



Academic Year- 2015-16

Sr. No.	Category	M	F	Total	%M	%F
1	SC	214	139	353	60.62	39.37
2	ST	63	46	109	57.79	42.20
3	OBC	463	471	934	49.57	50.43
4	General	562	703	1265	44.43	55.57
5	Other	59	64	123	47.96	52.03
TOTAL		1361	1423	2784	48.89	51.11

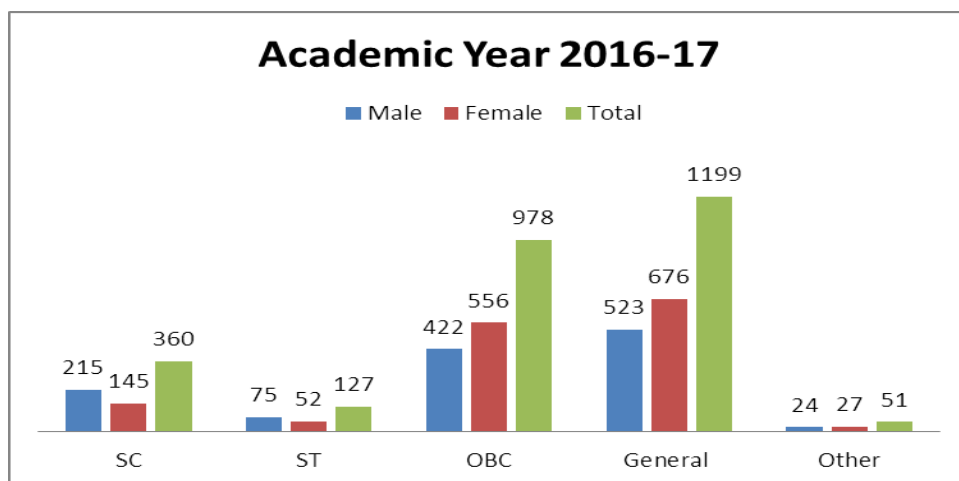
The above table shows the information regarding the percentage of admissions of male and female students in the college, having various categories in the academic year 2015-16. The number of female students in general category is highest than others. As compare to male category the female category is greater than male.



Academic Year- 2016-17

Sr. No.	Category	M	F	Total	%M	%F
1	SC	215	145	360	59.72	40.27
2	ST	75	52	127	59.05	40.94
3	OBC	422	556	978	43.14	56.85
4	General	523	676	1199	43.62	56.38
5	Other	24	27	51	47.05	52.94
TOTAL		1259	1456	2715	46.37	53.63

The above table shows the information regarding the percentage of admissions of male and female students in the college, having various categories in the academic year 2016-17. The number of female students in general category is highest than others. As compare to male category the female category is greater than male

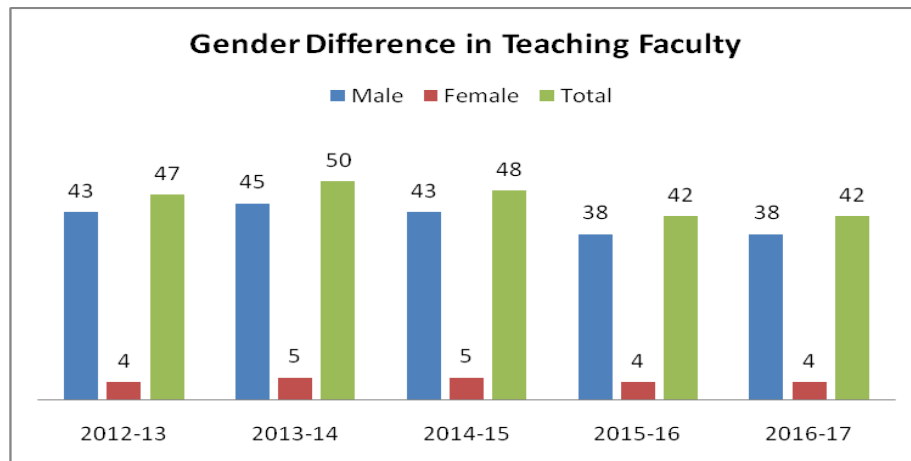


➤ **Table No. 12. Gender Difference in Teaching Faculty**

Year	M	F	%M	%F	Total
2012-13	43	04	91.49	8.51	47
2013-14	45	05	90.00	10.00	50
2014-15	43	05	89.58	10.42	48
2015-16	38	04	90.48	9.52	42
2016-17	38	04	90.48	9.52	42

The above table no.12 indicates year wise gender analysis of permanent faculty at senior college from academic years 2012-13 to 2016-17.

➤ **Graph: Gender Difference in Teaching Faculty**



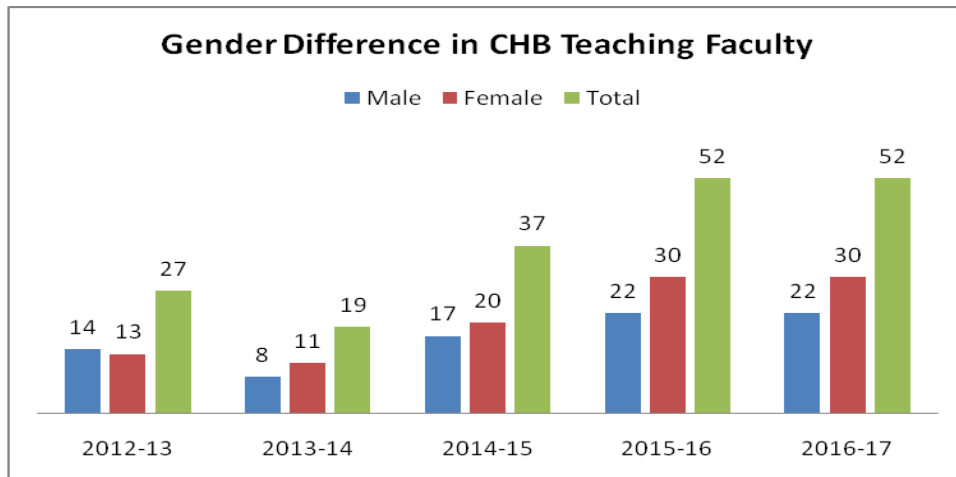
The bar graph shows gender classifications of year wise gender analysis of permanent faculty at senior college.

➤ **Table No. 13. Gender Difference in CHB Teaching Faculty**

Year	M	F	%M	%F	Total
2012-13	14	13	51.85	48.15	27
2013-14	8	11	42.11	57.89	19
2014-15	17	20	45.95	54.05	37
2015-16	22	30	42.31	57.69	52
2016-17	22	30	42.31	57.69	52

The above table no 10.indicates year wise gender analysis of CHB teaching faculty at senior college from academic years 2012-13 to 2016-17.

Graph: Gender Difference in CHB Teaching Faculty



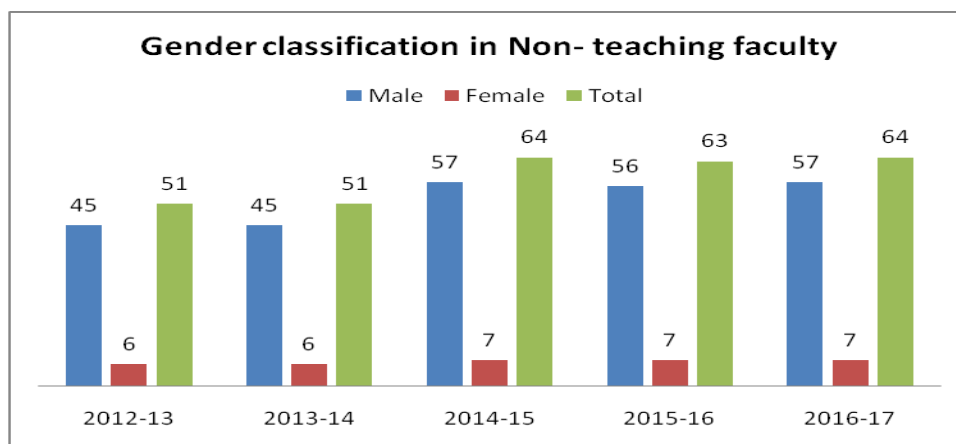
The bar graph shows gender classifications of year wise gender analysis of CHB teaching faculty at senior college.

Table No. 14. Gender classification in Non- teaching faculty

Year	M	F	%M	%F	Total
2012-13	45	06	88.24	11.76	51
2013-14	45	06	88.24	11.76	51
2014-15	57	07	89.06	10.94	64
2015-16	56	07	88.89	11.11	63
2016-17	57	07	89.06	10.94	64

The above table no 14.indicates year wise gender analysis of non-teaching faculty at senior college from academic years 2012-13 to 2016-17.

➤ **Graph: Gender Difference in non-teaching Faculty**



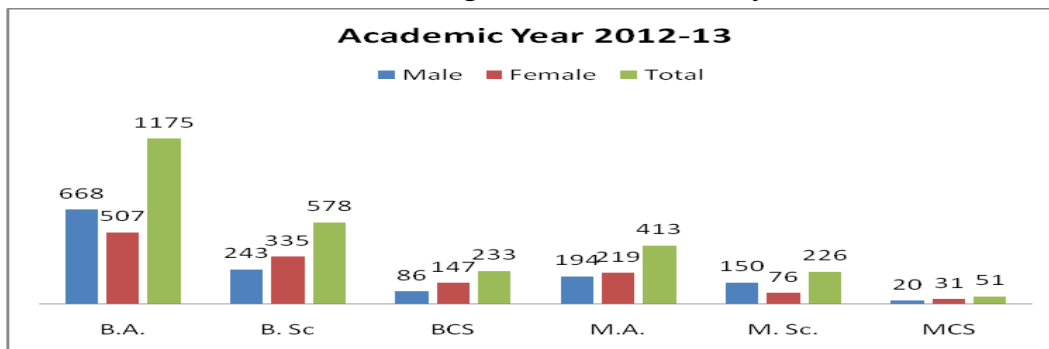
The bar graph shows gender classifications of year wise gender analysis of CHB teaching faculty at senior college.

Table No. 15. Faculty wise Gender Difference of the students:2012-2017

Academic Year-2012-13

Faculty	M	F	Total	%M	%F
B.A.	668	507	1175	56.85	43.15
B. Sc	243	335	578	42.04	57.96
BCS	86	147	233	36.91	63.09
M.A.	194	219	413	46.97	53.03
M. Sc.	150	76	226	66.37	33.63
MCS	20	31	51	39.22	60.78

The above table shows the information regarding faculty wise percentage of male and female students in the college in the academic year 2012-13.

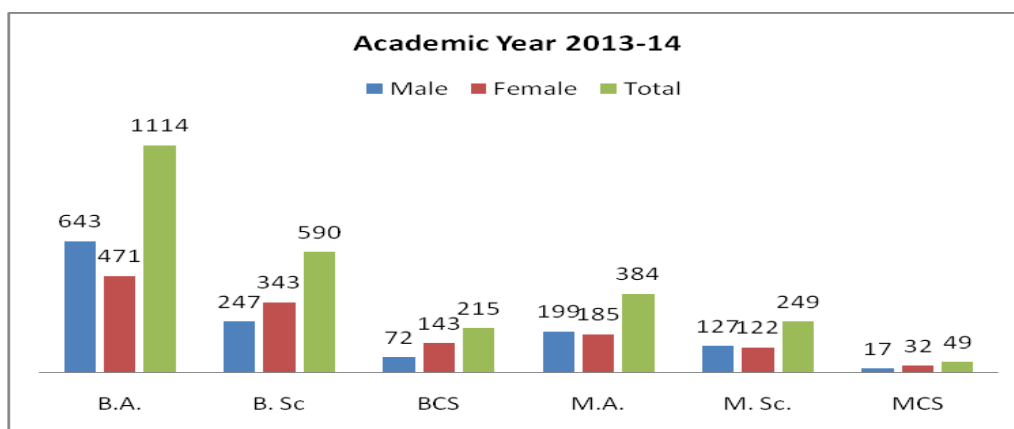


The bar graph shows gender classifications of faculty wise analysis of students in the senior college.

Academic Year- 2013-14

Faculty	M	F	Total	%M	%F
B.A.	643	471	1114	57.71	42.29
B. Sc	247	343	590	41.86	58.14
BCS	72	143	215	33.49	66.51
M.A.	199	185	384	51.82	48.18
M. Sc.	127	122	249	51.00	49.00
MCS	17	32	49	34.69	65.31

The above table shows the information regarding faculty wise percentage of male and female students in the college in the academic year 2013-14.

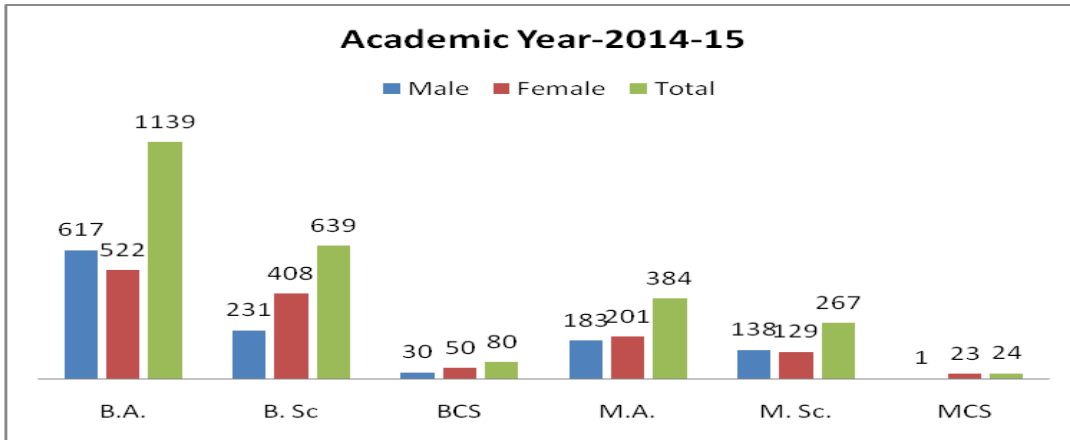


The bar graph shows gender classifications of faculty wise analysis of students in the senior college.

Academic Year- 2014-15

Faculty	M	F	Total	%M	%F
B.A.	617	522	1139	54.17	45.83
B. Sc	231	408	639	36.15	63.85
BCS	30	50	80	37.50	62.50
M.A.	183	201	384	47.66	52.34
M. Sc.	138	129	267	51.69	48.31
MCS	01	23	24	4.17	95.83

The above table shows the information regarding faculty wise percentage of male and female students in the college in the academic year 2014-15.

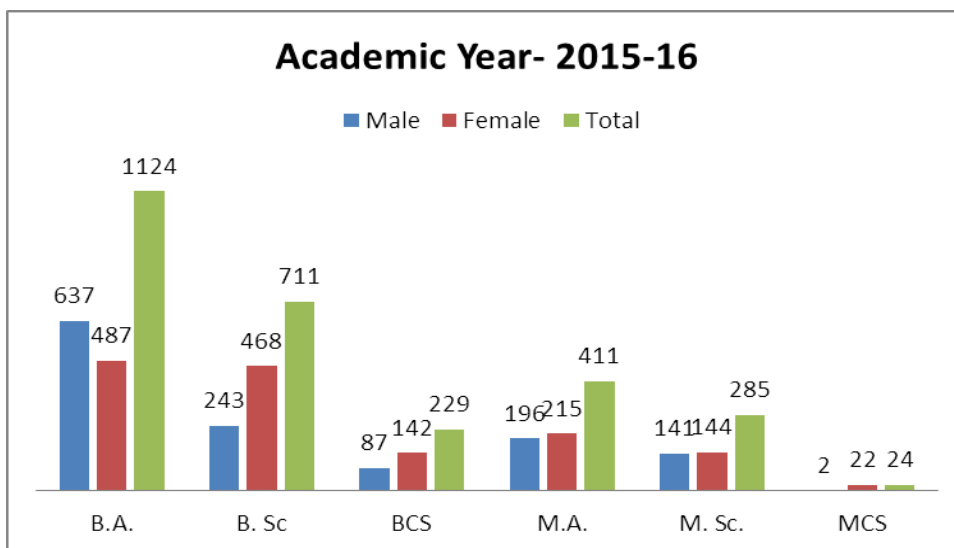


The bar graph shows gender classifications of faculty wise analysis of students in the senior college.

Academic Year- 2015-16

Faculty	M	F	Total	%M	%F
B.A.	637	487	1124	56.67	43.33
B. Sc	243	468	711	34.18	65.82
BCS	87	142	229	38.00	62.00
M.A.	196	215	411	47.69	52.31
M. Sc.	141	144	285	49.47	50.53
MCS	02	22	24	8.33	91.67

The above table shows the information regarding faculty wise percentage of male and female students in the college in the academic year 2015-16.

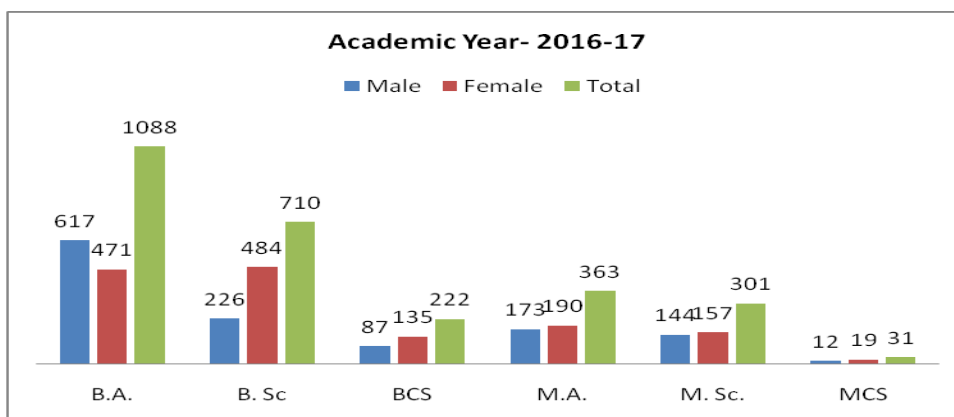


The bar graph shows gender classifications of faculty wise analysis of students in the senior college.

Academic Year- 2016-17

Faculty	M	F	Total	%M	%F
B.A.	617	471	1088	56.71	43.29
B. Sc	226	484	710	31.83	68.17
BCS	87	135	222	39.19	60.81
M.A.	173	190	363	47.66	52.34
M. Sc.	144	157	301	47.84	52.16
MCS	12	19	31	38.71	61.29

The above table shows the information regarding faculty wise percentage of male and female students in the college in the academic year 2016-17.

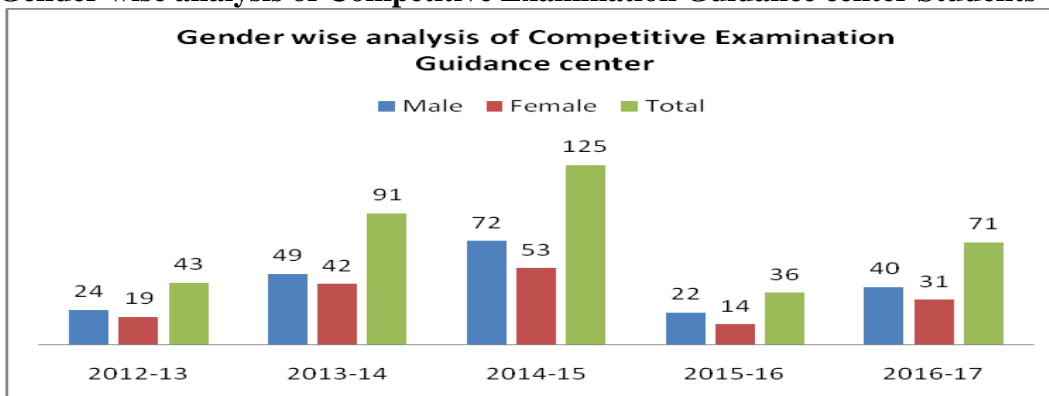


The bar graph shows gender classifications of faculty wise analysis of students in the senior college.

Table No.16. Gender wise analysis of Competitive Examination Guidance center Students

Sr. No.	Year	Male	Female	Total	% M	% F
1	2012-13	24	19	43	55.81	44.19
2	2013-14	49	42	91	53.84	46.16
3	2014-15	72	53	125	57.6	42.4
4	2015-16	22	14	36	61.11	38.89
5	2016-17	40	31	71	56.33	43.67

Graph: Gender wise analysis of Competitive Examination Guidance center Students



The bar graph shows gender classifications of faculty wise analysis of students in the senior college.

Table No. 17. Gender Balance among C.O.C. Courses

Sr. No.		2012-13			2013-14			2014-15			2015-16			2016-17		
		T	M	F	T	M	F	T	M	F	T	M	F	T	M	F
1.	MudritShodhan	30	11	19	29	16	13	40	11	29	20	07	13	30	12	18
2.	Patrachar	32	13	19	33	10	23	30	14	16	31	21	10	39	20	19
3.	Spoken English	52	17	35	61	28	33	40	04	36	47	20	17	52	12	40
4.	Travels & Truism	35	25	10	21	19	02	26	20	06	28	27	01	35	33	02
5.	G.I.S.	26	19	07	38	28	10	20	12	08	29	26	03	21	12	09
6.	Personality Development	74	56	18	61	26	35	40	23	17	38	23	15	30	17	13
7.	Self-Help Group & Banking	91	46	45	63	32	31	55	32	23	47	21	26	62	32	30
8.	Introduction Basic Psychological Counseling	-	-	-	-	-	-	-	-	-	26	11	15	21	06	15
9.	Computer Awareness	35	12	31	39	02	37	30	10	20	17	02	15	14	01	13
10.	Varmi Composting	37	18	19	35	30	17	32	17	15						
11.	Fruit Preservation	49	12	37	58	05	53	27	00	27	-	-	-	34	00	34
12.	Electrician	33	20	13	29	14	15	31	03	28	19	03	16	33	7	16
13.	Soil Testing	33	12	21	42	18	24	--	--	--	--	--	--	--	--	--
14.	Chemistry in Day today Life	---	-	-	-	-	-	67	28	39	67	34	33	42	22	20
15.	Web Page Designing using HTML	79	31	48	82	27	55	80	30	50	84	32	52	88	31	57
16.	MS office internet Knowledge	79	31	48	82	27	55	80	30	50	84	32	52	88	31	57
17.	Descriptive Statistics Using MS-Excel	--	-	-	-	-	-	-	-	-	44	16	28	-	-	-
18.	Statistical Technique Using R-Software	-	-	-	-	-	-	-	-	-	-	-	-	20	02	18
19.	Digitization of Library and Information	21	18	03	-	-	-	-	-	-	-	-	-	-	-	-
20.	French Language	-	-	-	-	-	-	-	-	-	-	-	-	13	06	07
21.	Tailoring	-	-	-	-	-	-	12	00	12	-	-	-	-	-	-

Conclusion:

In the above gender analysis the institution strictly follows gender equality on campus. We follow gender equality in admissions, scholarships, library facilities, teaching learning process, practical, hostel admissions and at all other required levels. The institution strictly observes the modus operandi in the implementations of gender issues in the college facilities. In nation building gender equality plays an important role hence for the institutional growth college is in position to follow and implement gender equality in the institution.







Gender Audit

Report

The following committee visited college for gender Audit for the year 2012-13 to 2016-17 on 5th of Dec. 2017 at 3.00 p.m.

- Hon. Mrs Vidhya Kulkarni – Chairperson
(Director Baya Karve women study & research center)
- Hon. Dr. Manjushree Bobade _ Member
(Prin, Dr. Babasaheb Ambedkar, Aundh, Pune)
- Hon. Dr. Pushpa Ranade (Member - Prin. Shiddhivinayak College Pune)
- Mrs. Mrunalini Shekhar – Member co-ordinator

After observing presentation, documents and discussion with faculty it has been observed that the college has good no. of facilities, activities and tried maintain to gender balance.

The committee has some Recommendations as follow :

1. Authority should consider to increase female staff in teaching and as well as non-teaching at least in proportion of total male member.
2. Residential Doctor should made available in hostel.
3. College should try to increase girls participation in Earn and Learn Scheme.
4. College should undertake firm and creative action for increasing H.B. of girls.
5. College should organize separate programs for male student for gender sensitization.
6. Floor wise and Room wise facilities in hostel should be maintioned.

- Hon. Mrs Vidhya Kulkarni – Chairperson
(Director Baya Karve women study center)
- Hon. Dr. Manjushree Bobade _ Member
(Prin, Dr. Babasaheb Ambedkar, Aundh, Pune)
- Hon. Dr. Pushpa Ranade
(Member - Prin. Shiddhivinayak College Pune)
- Mrs. Mrunalini Shekhar – Member co-ordinator

- *Vidhya Kulkarni*
5.12.2017

- *Manjushree Bobade*
5.12.2017

- *Pushpa Ranade*
5/12/17

- *Mrunalini Shekhar*
5/12